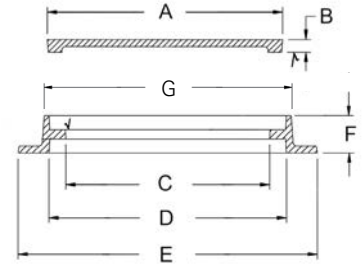


### V-2600/V-2610 FRAME & COVER

Heavy duty  
Reversible frames  
Watertite assembly

Options  
Special lettered covers



V-2600/V-2610 Frame & Cover

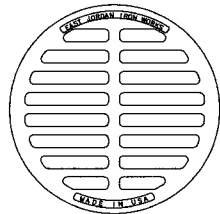
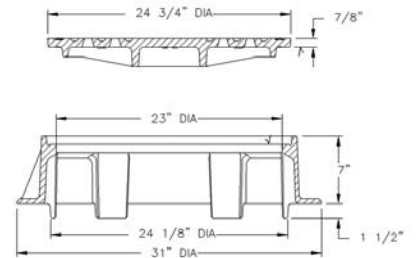
Bottom Flange	Top Flange	A Cover Dia.	B Cover Thk.	C Clear Opening	D Flange Opening	E Flange Dia	F Height	G Drop In
<b>V-2600 Series</b>								
V-2600-1	V-2800-1	19 1/4	1 1/2	18 1/4	19 1/2	21	4	24 3/4
V-2600-2	V-2800-2	23 1/2	1 3/8	21 3/4	23 3/4	28 1/2	4	24 3/4
V-2600-3	V-2800-3	25 1/4	1 3/8	21 7/8	25 1/2	32 1/8	4	26 1/2
V-2600-5	V-2800-5	38	1 7/8	34 3/8	38 1/4	46	6	40
<b>V-2610 Series</b>								
V-2610-1	V-2810-1	10 1/4	1 3/8	7 1/2	10 1/2	14 1/2	4	11 1/2
V-2610-2	V-2810-2	13 1/4	1 1/2	9 11/16	13 1/2	17 5/8	4	14 1/2
V-2610-4	V-2810-4	21 7/8	1 3/8	18 1/4	22 1/8	26 5/8	4	23 5/8
V-2610-5	V-2810-5	27 7/8	1 3/8	25 1/8	28 1/8	32 1/2	4	29 3/8
V-2610-6	V-2810-6	33 7/8	1 3/8	29 3/4	34 1/8	38 1/2	4	35 1/2
V-2610-7	V-2810-7	39 5/8	1 1/2	38 1/4	39 7/8	44 1/2	4	41 1/2
V-2610-8	V-2810-8	45 3/4	1 3/8	42 3/8	46	50 1/2	4	47 3/4

Note: All dimensions are in inches.

### 2603 FRAME & COVER

Heavy duty  
Machined bearing surfaces

Options  
Special lettered covers  
Custom logo covers  
Bolted assembly



**Type M Grate**  
Approx. 185 sq. in.  
open area



Side view to illustrate tabs

Supplied By:

**TRENCH DRAIN SUPPLY**

877-903-7246

www.trenchdrainsupply.com

